


8. Install a thicker or thinner cylinder/crankcase gasket (refer to *Parts Catalogs*) in order to obtain the specified combustion chamber volume or the nearest.

ENGINE TYPE	CHANGE IN COMBUSTION CHAMBER VOLUME (CC) FOR EVERY 0.1 mm (.004 in) OF GASKET THICKNESS
493	0.38
593	0.45
693	0.48
793	0.53

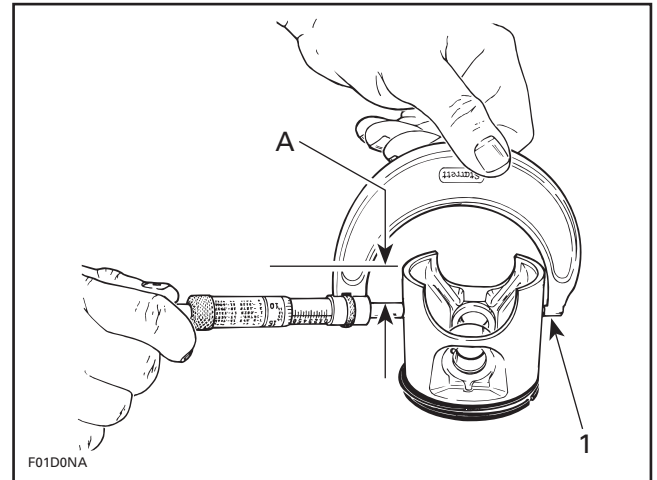
USED PISTON MEASUREMENT

Note the measurement on the piston dome.



1. Piston dome
2. Piston measurement

Using a micrometer, measure piston skirt at 15 mm (.590 in) perpendicularly (90°) to piston pin.



1. Measuring perpendicularly (90°) to piston pin axis
A. 15 mm (.590 in)

ENGINE TYPE	MAXIMUM PISTON SKIRT WEAR mm (in)
All	0.15 (.006)


The measured dimension must not be less than 0.15 mm (.006 in) of the one scribed on piston dome. Otherwise, install a new piston.

CYLINDER/PISTON CLEARANCE

Used and New Pistons

IMPORTANT: Make sure used piston is not worn more than specified. See USED PISTON MEASUREMENT above.

Take the measurement on the piston dome.



1. Piston dome
2. Piston measurement